

CROP WALKERS' GUIDE

Field Vegetables

AHDB
HORTICULTURE

Allium





Every year a significant proportion of the UK Allium crop would be lost to pests and diseases if growers did not monitor their crops and employ effective protection strategies.

This Crop Walkers' Guide is aimed at assisting growers, agronomists and their staff in the vital task of monitoring onion and leek crops in the field and in storage. It is designed to help with the accurate identification of pests, diseases, nutritional deficiencies and physiological disorders. Images of key stages in the life cycles of pests and diseases are included along with comments to help with identification.

It is impossible to show every symptom of every pest or disease, therefore, growers are advised to familiarise themselves with the range of symptoms that can be expressed and be aware of new problems that occasionally arise.

This guide does not offer any advice on the measures available for controlling Allium pests or diseases, as both chemical active ingredients and their approvals frequently change. However, having identified a particular pest or disease in their crop, growers can refer to other AHDB Horticulture publications that contain information on control measures.

Dawn Teverson

Research and Knowledge Exchange Manager (Field Vegetables)

CROP WALKERS' GUIDE

Contents

Invertebrate Pests SECTION 1

Allium leaf miner	1.1
Bean seed fly	1.2
Cutworms – Turnip moth	1.4
Leek moth	1.5
Nematodes – Free-living	1.6
Nematodes – Stem and bulb	1.7
Nematodes – Root-knot	1.9
Onion fly	1.10
Onion thrips	1.11
Wireworms	1.12

Diseases SECTION 2

B Bacterial Diseases

Bacterial leaf blight	2.1
Bacterial soft rot	2.2
Slippery skin	2.3
Sour skin	2.4

F Fungal Diseases

Blue/green mould	2.5
Downy mildew	2.6
Fusarium basal rot	2.7
Leaf blight	2.8
Leaf blotch	2.9
Neck rot	2.10
Rust	2.11
White rot	2.13

⓪ Oomycete Diseases

White tip	2.15
-----------	------

Ⓜⓔ Minor and/or Emerging Diseases

Black mould	2.16
Iris yellow spot virus	2.17
Onion yellow dwarf virus	2.18
Onion smudge	2.19
Onion smut	2.20
Pink root	2.21
Purple blotch/Stemphylium leaf blight	2.22
Xanthomonas leaf blight	2.23

Nutrient Deficiencies

SECTION 3

Boron (B)	3.1
Calcium (Ca)	3.2
Copper (Cu)	3.3
Magnesium (Mg)	3.4
Manganese (Mn)	3.5
Molybdenum (Mo)	3.6
Nitrogen (N)	3.7
Phosphorus (P)	3.8
Potassium (K)	3.9
Sulphur (S)	3.10
Zinc (Zn)	3.11

Physiological Disorders **SECTION 4**

Bolting	4.1
Bulb splitting	4.2
Chimera	4.3
Hail/heavy rain damage	4.4
Thicknecks	4.5
Watery scale and leathery skin	4.6

References **SECTION 5**

Acknowledgements	5.1
Disclaimer and copyright	5.2
Photographic credits	5.3





Allium leaf miner

Phytomyza gymnostoma



- Pest of onion, leek and garlic crops. First detected in the UK in 2002, since then it has spread, especially in the Midlands.
- Adult flies emerge in spring from pupae, which overwinter within the host plant or in the soil if the host plant dies.
- Female flies feed by making punctures in the leaves and sucking up the exuding sap.
- Larvae make tunnels in foliage stems and bulbs of host plants.
- Plants affected by Allium leaf miner tend to rot due to secondary infections from fungi and bacteria that develop in the damaged tissues.

Bean seed fly

Delia platura and *Delia florilega*



- Common pest of Allium crops, damage can be localised and sporadic, even though adult flies are common.
- Adults emerge between March and September to lay eggs. Larvae feed on germinating seeds and emerging seedlings.
- The first sign of attack is patchy emergence of seedlings. Plants are often killed at the 'loop' or 'crook' stage.
- Egg laying is stimulated by decomposing organic material. Females prefer to lay their eggs in freshly disturbed soil, especially where crop debris or farmyard manure are present.

Bean seed fly (*continued*)

Delia platura and *Delia florilega*



- Any factors that slow down the speed of germination or reduce shoot vigour increase the risk of damage, especially low temperature and sowing too deep.
- Sheltered fields with a high content of plant debris may increase the severity of attacks.
- Bean seed flies can complete between three and six generations per year, depending on the ambient temperature.

Cutworms – Turnip moth

Agrotis segetum



- Leeks are more commonly affected than onions, most problematic in hot, dry years, and on light sandy soils.
- Cutworms are the larvae of the turnip moth, which has a wide host range.
- Causes sporadic but severe damage leading to loss of plants and reduction in quality.
- Adults emerge from May onwards and, after mating, lay eggs on host plant leaves and roots.
- Larvae initially feed on aerial parts of the plant before descending underground to damage plant roots and stems.
- Pheromone traps can be used to ascertain risk. A cutworm forecasting system is available.

Leek moth

Acrolepiopsis assectella



- Affects onion and leek crops. Damage and associated decay can render leeks unmarketable. It is more problematic in warm locations in the south of the UK.
- Caterpillars are small (up to 13mm in length) and grey at first, turning to yellowish-green as they develop.
- Larvae bore through folded leaves leaving a 'shot hole' effect, before migrating to the centre, where they destroy developing leaves.
- Mature larvae form silken cocoons on host plant leaves.
- Adult moths emerge in April and lay eggs. Larvae feed May/June. A second generation of larvae cause feeding damage August/September.
- Adult moths are nocturnal. Male moths can be captured by pheromone traps.

Nematodes – Free-living (eelworm)

Various spp.



- Wide host range, including Alliums.
- Three main species in the UK, are: stubby root (*Trichodorus* spp.), needle (*Longidorus* spp.), and (*Pratylenchus* spp.).
- Root feeding nematodes are able to move easily through soils, especially sands, both across a field and within the soil profile.
- Root damage causes poor growth and stunting of affected crops.
- Soil sampling in the autumn prior to cropping will aid risk assessment.

Nematodes – Stem and bulb (continued overleaf)

Ditylenchus dipsaci



- Serious pest of Alliums in temperate climates, difficult to control once established.
- Unlike other pest nematodes, *D.dipsaci* proliferates in shoots and causes twisting and distortion with stunted leaves and multiple side shoots – known as ‘bloat.’
- Secondary infections then cause rotting at soil level, so when badly infested plants are pulled they leave their roots in the soil.

Nematodes – Stem and bulb (*continued*)

Ditylenchus dipsaci



- Spread of nematodes is largely passive. They may be transferred on soil or host plants, including seed, or by flooding.
- Even light infestations can cause secondary bacterial decay in storage that shows as brown necrotic rings.
- GPS soil sampling in the autumn prior to cropping will aid risk assessment.

Nematodes – Root-knot

Meloidogyne spp.



- Wide host range and worldwide distribution.
- Spends most of its time within the plant and causes characteristic galls on affected roots.
- Galls are 1–2mm diameter on onions.
- Infected secondary root systems are shorter and have fewer roots and root hairs than healthy plants.
- Erratic plant stand, plant stunting and yellowing may result from loss of vigour of the root system.
- More severe in sandy textured soils than clay soils.

Onion fly

Acrolepiopsis assectella



- Rare, localised pest of onion and leek crops in the UK. It causes serious damage to bulb and salad onion. Leeks and shallots are also attacked, but damage is less severe.
- Onion seedlings attacked by onion fly larvae quickly collapse and die. Larger plants are rendered unmarketable by the damage caused by larval feeding.
- Usually two generations per year, but, in warm locations, there may be a partial third generation.
- Adults emerge from mid-May and lay eggs close to young seedlings. A second generation emerges in July/August.
- When bulbs are cut open, larval feeding damage is evident.

Onion thrips

Thrips tabaci



- Thrips are a common pest of bulb onion, salad onion and leek crops, being most problematic in hot, dry seasons.
- Orange, brown nymphs (immature adults) live deep in plant leaf sheaths and stems, feeding on developing tissue.
- Damage is highly characteristic, consisting of silvery patches or streaks on the leaves.
- Affected crops may be unmarketable.
- Alliums are the preferred overwintering hosts, but cereals may also be used. High temperatures (around 25°C) promote fast larval development and dispersal to new hosts.
- Blue sticky traps sited around field edges can be used to monitor populations.

Wireworms

Agriotes spp.



- Locally important pest of onion and leek crops. Most problematic in fields that have been long-term grassland or minimal tillage cereals or set-aside.
- Wireworms are larvae of the click beetle. They have a wide host range.
- Larvae feed on plant roots and stems, feeding for five years, before pupating and living for a year as an adult.
- Bait and pheromone traps to determine presence or absence of wireworms and adult beetles, can help to ascertain risk.







- Primarily a disease of leeks. Seed-borne.
- Young leaves show water-soaked then longitudinal lesions or stripes that eventually split and rot.
- On older leaves, yellowing is seen around wounds. Flowering stalks are very susceptible.
- Leek transplants can develop the disease in propagation.
- Susceptibility is increased by leaf damage due to heavy rain, hail or herbicide scorch.
- Spread by rain splash or overhead irrigation.


Bacterial soft rot

B

Pectobacterium carotovorum subsp *carotovorum*



- Distributed worldwide.
- Initially, affected scales develop a watery rot and become pale yellow to light brown. Eventually, the centre of the bulb completely rots producing a pungent smell.
- Encouraged by in-field damage and high storage temperatures.
- Often a secondary infection after onion fly damage.
- This pathogen was previously called *Erwinia carotovora*.

Burkholderia gladioli pv. *alliiicola*

- Most common cause of UK onion storage rots.
- Typically affects internal scales, which are water-soaked and brown.
- Affected onions appear normal on the surface, but are completely rotten inside, with vinegary odour.
- Encouraged by in-field damage, heavy rain, excessive irrigation, hail herbicide scorch and high storage temperatures.
- The causal pathogen was previously called *Pseudomonas gladioli* pv. *alliiicola*.

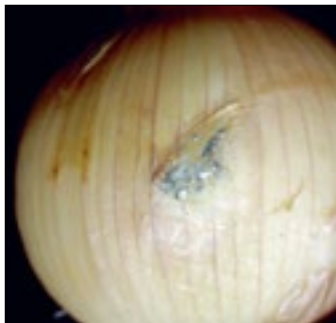
Sour skin

B

Burkholderia cepacia



- Primarily a disease of stored onions, worldwide.
- Infection usually begins with damage in the field.
- Soft bulb scales produce a grainy yellow ooze that smells vinegary.
- Infection spreads within rather than between scales.
- Overhead irrigation after bulbing and high temperatures contribute to symptom development.
- The causal pathogen was previously called *Pseudomonas cepacia*.



- Common storage disease of bulb onions and garlic. Mainly occurs in storage but field symptoms can occur on maturing bulbs.
- Develops when storage temperature is above 15°C, and where relative humidity in excess of 85% is present in storage for a prolonged period.
- Initial symptoms include water soaked areas on scale surface. Then blue-green or grey 'dust' like spores cover affected bulbs.
- On very thick skinned bulbs *Penicillium* spp. may develop under the outer skin around the neck.

Downy mildew

F

Peronospora destructor



- Occurs worldwide. Serious economically damaging disease of bulb and salad onions, and occasionally leeks.
- Initial symptoms are a fine downy purple/grey sporulation, usually on older leaves.
- Affected leaves pale green, then yellow, necrotic and collapse.
- Optimum temperature 10–12°C, with free water on leaf for 2–4 hours.
- Encouraged by dense crop canopy and irrigation.
- Infection sources – wind-blown spores, debris, crop overlap and systemically infected bulbs or sets.

Fusarium oxysporum f. sp. *cepae* and *F. culmorum*



- *Fusarium oxysporum* f. sp. *cepae* commonly affects onions, whereas *F. culmorum* more commonly affects leeks in the UK.
- Causes damping off in seedlings and a tan/pink basal rot on more mature plants.
- Initial field symptoms are yellowing and wilting of affected plants occurring in distinct patches as temperatures rise in spring to 15°C or more.
- Dense white mycelial growth is often seen around the root base. A progressive bulb rot then develops.
- Root damage by waterlogging, bean seed fly or nematodes significantly increases susceptibility.
- Symptoms in bulb onions may not be apparent at harvest but can develop in store. It also produces spores that can survive in the soil for many years.

Leaf blight

F

Botrytis squamosa



- Commonly affects onions causing significant yield loss when severe blighting occurs early in the season.
- Symptoms begin as small white spots surrounded by a light green halo, which occur parallel to leaf veins, eventually coalescing to cause leaf dieback.
- Encouraged by prolonged rainy periods when leaves remain wet for 24 hours or longer.
- Overwinters on infested leaf debris.
- Should not be confused with hail or wind-blown soil damage.



- Common disease of leeks and onions.
- Most damaging in cool, wet conditions October to April.
- While symptoms are visually similar, onions are affected by *C. allii-cepae* and leeks by *C. allii*.
- Overwinters on infested leaf debris.
- Characteristic oval lesions with dark centres. Lesions eventually merge causing necrotic striping on leaves.
- Young lesions are pure white and can look like chemical scorch.


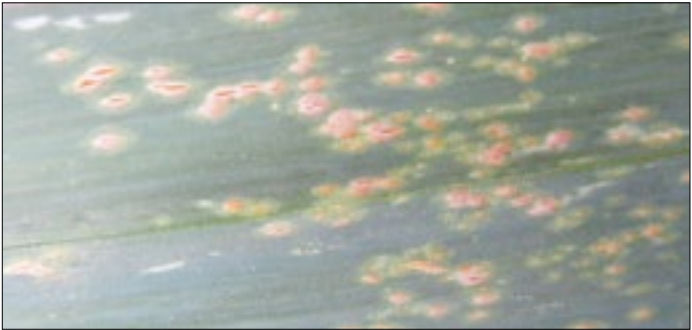
Neck rot

F

Botrytis spp.



- Post-harvest onion disease in temperate areas causing major storage losses.
- Necks develop a watersoaked decay that gradually moves down through the entire bulb.
- Occurs where necks are insufficiently dried after harvest.
- White/grey mycelium threads may appear between scales. Masses of greyish mould and black sclerotia form on the outer scales of the bulb.
- Seed-borne. Infected plant debris also cause disease carry-over.




- Most important foliar disease of leeks in the UK. Rarely affects onions under UK conditions. Some strains affect garlic.
- Causes leaf blemishes that affect both crop marketability and yield.
- Initial small, white flecks develop into characteristic orange pustules on the leaf. Bands of pustules occur laterally across individual leaves.

Rust (continued)

F

Puccinia allii



- Yellowing and death occurs when leaves are severely affected.
- Spores are dispersed by wind. Leaf wetness and high humidity are required for infection.
- Dense planting and stressful conditions for the crop enhance and encourage disease development.
- Overwintered crops are a source of infection for spring planted crops.



- One of the most important, widespread fungal diseases of *Allium* species, occurring worldwide in cool conditions. Leeks are less susceptible.
- Encouraged by the high plant densities typical of salad onion production.
- Foliar symptoms include premature yellowing and dying of older leaves and stunting of plants, rapidly followed by foliage collapse.
- Plants die in patches each resulting from a single sclerotial infection, from June onwards.

White rot (*continued*)

F

Sclerotium cepivorum



- White, 'cotton wool' like mycelium growth is often found on the stem plate. Small poppy seed sized sclerotia form on and in decaying tissues.
- Optimum temperature range is 14–18°C.
- When white rot is advanced roots and bulbs rot due to secondary infections.
- Sclerotia can lie dormant in soil for more than 18 years in field soil, so crop rotation is of limited value.



White tip

Phytophthora porri



- Common on leek crops and can affect other Alliums, including onions.
- Initial symptoms are yellowing of the leaf tips; lesions are water-soaked, then become bleached and leaf tips die back and become crisp and white.
- Spread by rain-splash, so particularly affects overwintering crops.
- Can cause loss in harvestable yield as the crop needs extra trimming.
- Infected plant debris cause carry-over of infection.

Black mould



Aspergillus niger



- Rarely causes economic damage in the UK, mainly occurs in the tropics.
- May be seed-borne.
- Optimum temperatures for growth are 28–34°C, with high humidity levels.
- Characteristic 'dusty' black fungal spores develop around the bulb neck.
- Note – this disease is a potential human pathogen so care is needed when handling affected crops.




- Occurs on onions in Europe. Reports in UK have not been on Alliums so far.
- Characteristic diamond shaped yellow/straw coloured lesions on leaves and stalks. Some lesions have green centres with yellow or tan borders. Others have concentric rings of yellow and green.
- Lesions can merge, weakening leaves and stems, causing lodging.
- Reduces plant vigour and bulb size.
- YSV is spread by onion thrips, which are widespread in the UK. May also be spread by movement of infested planting material on thrips.

Onion yellow dwarf virus



(OYDV)



- Occurs worldwide on onion, shallot and garlic.
- Initial symptoms are yellow streaks on the bases of the first leaves.
- All subsequent leaves show symptoms from yellow streaks to complete yellowing.
- Leaves may be crinkled, flattened and fall over, bulbs are small but remain firm.
- Spread by *Myzus persicae* and other aphid vectors.




- Occurs worldwide on Alliums.
- Characterised by production of green/black bristled fruiting bodies that form concentric rings on the surface of bulbs that can be seen with a hand lens.
- May also cause lesions on leaves in warm, wet conditions.
- Humidity and temperatures of 13–25°C favour growth.
- Spread by rain splash from infected debris in soil.
- Found mainly on white onion cultivars.

Onion smut



Urocystis cepulae



- Occasional disease of bulb, salad onions and leeks.
- Initial lesions are black streaks on young leaves. Blister-like lesions develop on older plants near the base of scales.
- Mature lesions contain black, powdery spores.
- Optimum temperature for infection is 13–22°C.



- Worldwide, especially in tropical and subtropical conditions.
- Infected roots are pink, becoming more intense in colour as the disease develops.
- Roots are destroyed, causing yellowing, stunting and wilting of plants, which may collapse and die.
- Soil-borne disease with a wide non-Allium host range.
- May be confused with *Fusarium* basal rot.

Purple blotch/Stemphylium leaf blight



Alternaria porri and *Stemphylium vesicarium*



- Most common in leek and onion, worldwide but most damaging in areas with warm, humid climates.
- Initial symptoms are small water-soaked lesions on leaves or stalks. These enlarge, turn yellow and develop a purple sporulating centre, leaves may collapse and die.
- Purple blotch is caused by both pathogens, which may occur separately or together.
- Optimum temperature is 25°C with high humidity.



- Occurs in tropical and subtropical climates.
- Lesions initially appear as irregularly shaped pale spots with water-soaked margins and quickly enlarge and darken. Lesions may extend the entire length of the leaves.
- A bacteria encouraged by moderate to high temperatures and rainfall.
- Spread by rain splash, irrigation and wind-blown sand.
- Carry-over caused by infested crop debris and contaminated seeds.









- Alliums grown on leached sands and those with a high pH are most at risk.
- Older leaves become brittle and may turn grey-green to deep blue-green in colour.
- Characteristic transverse cracks – ‘cat scratches’ – appear at the base of older leaves.

Calcium

(Ca)



- Appears as dieback of young leaves without prior yellowing in onions or results in the death of a short length of leaf causing distal parts to collapse and die.
- In leeks, leaves become very narrow and die back abruptly from tips without first yellowing.
- Deficiency is rare in the UK.
- Symptoms similar to those resulting from potassium deficiency.



- Onions grown on acid light sands and peat soils most at risk.
- Chlorosis symptoms first appear on the leaf tips, which turn white then twist and spiral 'pig tailing'.
- Deficiency causes soft, thin and light coloured skins on bulb onions.

Magnesium

(Mg)



- Moderately common deficiency occurring on a range of soil types.
- Leads to slow plant growth.
- Older leaves become uniformly yellow along their length without any dieback.
- Can be confused with nitrogen deficiency.



- Common deficiency affecting onions and leeks on sandy peat or soils with a high pH.
- Older leaves develop interveinal chlorosis, which appears as longitudinal striping on the older leaves.
- There is also death of affected leaves, leaf curling, reduced bulbing and thick necks.
- Results in slow growth in onions.
- Symptoms can be transient and may disappear following rain.

Molybdenum

(Mo)

- Alliums grown on light sandy and peat soils with low pH are most at risk.
- Deficiency results in poor emergence and seedling death.
- Leaves die back from tips with a noticeable soft, water-soaked transition zone between healthy and necrotic tissue.



- In onions, plants are stunted with pale green to yellow leaves that die back from the tips. In leeks leaves become pale green and erect, growth may also be stunted.
- Sulphur or magnesium deficiency can result in similar symptoms.
- Crops may become nitrogen deficient under conditions of poor drainage, low temperatures or, in wet seasons, on light soils where plant populations are very high.
- Sulphur or magnesium deficiency can result in similar symptoms.

Phosphorus

(P)

- Most soils contain good levels of available phosphate but deficiency can occur on high pH, sandy soils.
- Symptoms include slowed growth, delayed maturity and a high percentage of thick necked bulbs at harvest.
- Leaves become dull-green in colour and older leaves wilt and die back from the tips.



- Most problematic in wet seasons on sandy soils and peat soils.
- Foliage initially turns darker green. Leaf tips of older leaves begin to wilt, wither and die.
- Leaves may droop and have a papery appearance where deficiency is severe.
- Bulbs may be soft with thin skins and do not store well.

Sulphur

(S)



- Alliums grown on light sandy and chalky soils are most at risk.
- Onion leaves become thick and deformed with new leaves turning yellow. Leek leaves become stiff and erect, with early swelling of the stem base.
- Chlorosis first appears on young developing leaves. Whole plants may turn yellow in cases of extreme deficiency.
- Nitrogen deficiency can give similar symptoms.



- Onions grown on light sandy soils with a high pH are most at risk but deficiency is extremely rare in the UK.
- Leaves become noticeably twisted with faint interveinal chlorosis.
- Leaves become striped yellow, twisted and stunted.









- Onions and leeks are biennials (ie grow from seeds in the first year of development and flower and produce seeds in the second). Bolting is premature flowerhead development, usually occurring in the first year of growth.
- Plant size, ambient temperatures and day length are the main factors that initiate flowering.
- Plants in advance of normal development, affected by seasonally colder than average temperatures, are most at risk.

Bulb splitting



- Commonly occurs in bulb onions.
- Basal plate of the onion splits and secondary growth of the affected bulb may occur as protrusions from the damaged base. This damage may allow microorganisms to invade, causing bulb decay.
- Watering heavily after plants have been under significant drought stress increases susceptibility.
- Damage to the root base by bean seed fly, Fusarium or nematodes may increase incidence.



- Affects both onion and leek.
- Variegated leaf tissue that typically occurs in yellow and/or white strips longitudinally along the leaf.
- The pale coloured streaks are deficient in chlorophyll, which can cause stunted plant growth.
- Caused by a genetic mutation that typically occurs in a very small percentage of plants.

Hail/heavy rain damage



- Irregular white markings, usually only on one side of the leaf.
- Where severe, holes may be punched in the leaves or leaves may be broken off completely.
- Crops subject to heavy rainfall or hail damage have increased susceptibility to bacterial infections.



- Immature bulbs, harvested before bulbing is complete.
- Phosphorous deficiency during growth can increase occurrence.
- Common in low population bulb onion crops or where bulbing stimulus is poor, particularly in cool, wet summers.
- Affected plants often regrow leaves in store.

Watery scale and leathery skin



- Common disorder of bulb onions, particularly if conditions are wet at harvest.
- During long-term storage, thick skins restrict the diffusion of oxygen and carbon dioxide into and out of the bulb scales, effectively suffocating the tissues.
- Affected bulbs develop very thick, leathery skins, which are difficult to dry.
- Affected bulbs develop water-soaked outer scales (watery scale).





AHDB Horticulture is very grateful to Andy Richardson (Allium & Brassica Centre) for writing this guide and to the following technical editors:

- 'Pests' – Rosemary Collier (University of Warwick) and for providing images used in this publication
- 'Diseases' – Peter Gladders (ADAS)
- 'Nutritional Deficiencies' and 'Physiological Disorders' – Don Tiffin (ADAS).

Our gratitude also goes to Tom Will (Vegetable Consultancy Services Ltd) and David Norman (Fresh Produce Consultancy Ltd) for contributing other images used in this guide.

And finally, our thanks go to the British Onions and The Leek Growers' Associations for supporting the production of this publication – we very much hope that it proves a helpful aid to your businesses.

Disclaimer and copyright

While the Agriculture and Horticulture Development Board, operating through its AHDB Horticulture division, seeks to ensure that the information contained within this document is accurate at the time of printing, no warranty is given in respect thereof and, to the maximum extent permitted by law, the Agriculture and Horticulture Development Board accepts no liability for loss, damage or injury howsoever caused (including that caused by negligence) or suffered directly or indirectly in relation to information and opinions contained in or omitted from this document.

© Agriculture and Horticulture Development Board 2016. No part of this publication may be reproduced in any material form (including by photocopy or storage in any medium by electronic means) or any copy or adaptation stored, published or distributed (by physical, electronic or other means) without the prior permission in writing of the Agriculture and Horticulture Development Board, other than by reproduction in an unmodified form for the sole purpose of use as an information resource when the Agriculture and Horticulture Development Board is clearly acknowledged as the source, or in accordance with the provisions of the Copyright, Designs and Patents Act 1988. All rights reserved. AHDB Horticulture is a registered trademark of the Agriculture and Horticulture Development Board. All other trademarks, logos and brand names contained in this publication are the trademarks of their respective holders. No rights are granted without the prior written permission of the relevant owners.

Section 1 – Invertebrate pests

All images, except the following, courtesy and copyright of the Allium and Brassica Centre (ABC).
1.1 Allium leaf miner – (both) courtesy and copyright of the Vegetable Consultancy Services Ltd.;
1.2 Bean seed fly – (top) courtesy and copyright of The University of Warwick, (bottom) courtesy and copyright of Jon Oakley; 1.4 Cutworms – Turnip moth – (bottom left) courtesy and copyright of Tony Morris, (top and bottom right) courtesy and copyright of The University of Warwick;
1.5 Leek Moth (top left, top right and bottom right) courtesy and copyright of The University of Warwick, (bottom left) courtesy and copyright of Paul Kitchener; 1.9 Nematodes – Root-knot (right) courtesy and copyright of Department of Agriculture and Agri-Food, Government of Canada, Reproduced by permission from Compendium of Onion and Garlic Diseases and Pests, 2nd Ed., 2008. American Phytopathological Society, St. Paul, MN., (left) courtesy and copyright of David Norman, Fresh Produce Consultancy Ltd.; 1.10 Onion fly – (top left) courtesy and copyright of J. Ogradnick, Cornell University, New York State. Agricultural Experiment Station, (top right) courtesy and copyright of Ken Gray Image Courtesy of Oregon State University, (bottom left) courtesy and copyright of The University of Warwick, (bottom right) courtesy and copyright of Rasbak at nl.wikipedia.org; 1.11 Onion thrips – (bottom right) courtesy and copyright of W. S. Cranshaw; 1.12 Wireworms – (top left) courtesy and copyright of the Food and Environmental Research Agency (Fera), Crown Copyright, (top right) courtesy and copyright of Scott Hartley, Saskatchewan Government, (bottom) courtesy and copyright of the Vegetable Consultancy Services Ltd.

Section 2 – Diseases

All images, except the following, courtesy and copyright of the Allium and Brassica Centre (ABC).
2.1 Bacterial leaf blight, 2.2 Bacterial soft rot – courtesy and copyright of John Clarkson, The University of Warwick and Dr Steven Roberts, Plant Health Solutions; 2.3 Slippery skin – (top right and left) courtesy and copyright of Howard F. Schwartz, Colorado State University, bugwood.org; 2.5 Blue/green mould – (top right and left and bottom right) courtesy and copyright of S. K. Mohan, bugwood.org, (bottom left) courtesy and copyright of D. R. Sumner, reproduced by permission from Compendium of Onion and Garlic Diseases and Pests, 2nd Ed., 2008. American Phytopathological Society, St. Paul, MN.; 2.7 Fusarium basal rot (top right, bottom right and left) – courtesy and copyright of John Clarkson, The University of Warwick, (top left) – courtesy and copyright of Ralph Noble, The University of Warwick; 2.8 Leaf blight – courtesy and copyright of David Norman, Fresh Produce Consultancy Ltd.; 2.10 Neck rot – courtesy and copyright of Dr Steven Roberts, Plant Health Solutions; 2.11 Rust – courtesy and copyright of The University of Warwick; 2.13 White rot – (bottom) – courtesy and copyright of Ralph Noble, The University of Warwick; 2.14 White rot (continued) – (top left and right) – courtesy and copyright of Ralph Noble, The University of Warwick; 2.15 White tip – (left) courtesy and copyright of David Norman, (right) courtesy and copyright of The University of Warwick; 2.17 Iris yellow spot virus – (top) courtesy and copyright of Fera, (bottom left) copyright of Nigel Cattlin, FLPA; 2.18 Onion yellow dwarf virus – courtesy and copyright of The University of Warwick; 2.19 Onion smudge – (top and bottom right) courtesy and copyright of Howard F. Schwartz, Colorado State University, bugwood.org, (bottom left) courtesy and copyright of Cesar Calderon, USDA APHIS PPQ, bugwood.org; 2.20 Onion smut – (top) Howard F. Schwartz, Colorado State University, bugwood.org, (bottom) courtesy and copyright of department of the agriculture and agri-food, government of Canada; 2.21 Pink root – (right) courtesy and copyright of Howard F. Schwartz, Colorado State University, bugwood.org; 2.22 Purple blotch/stemphylium leaf blight – courtesy and copyright of Howard F. Schwartz, Colorado State University, bugwood.org; 2.23 Xanthomonas leaf blight – courtesy and copyright of Howard F. Schwartz, Colorado State University, bugwood.org

Photographic credits

Section 3 – Nutrient Deficiencies

All images, except the following, courtesy and copyright of the University of Warwick.

3.1 Boron (B) – supplied by Vegetable Consultancy Services Ltd.; 3.3 Copper (Cu) – courtesy and copyright of D. D. Warncke, (reprinted from Bender, 1993), reproduced by permission from Compendium of Onion and Garlic Diseases and Pests, 2nd Ed., 2008. American Phytopathological Society, St. Paul, MN.; 3.5 Manganese (Mn) – supplied by Vegetable Consultancy Services Ltd.; 3.7 Nitrogen (N) – (left) supplied by Vegetable Consultancy Services Ltd.; 3.11 Zinc (Zn) – courtesy D. D. Warncke; (reprinted from Bender, 1993); Reproduced by permission from Compendium of Onion and Garlic Diseases and Pests, 2nd Ed., 2008. American Phytopathological Society, St. Paul, MN.

Section 4 – Physiological disorders All images are courtesy and copyright of the ABC.



horticulture.ahdb.org.uk

AHDB Horticulture, Stoneleigh Park,
Kenilworth, Warwickshire CV8 2TL

T: 024 7669 2051

E: hort.info@ahdb.org.uk

 @AHDB_Hort



HORTICULTURE

AHDB Horticulture is a division of
the Agriculture and Horticulture
Development Board (AHDB).

HT70030416

£50.00
where sold